




# QUARRYING & MINING

YOUR EMBEDDED MECHATRONIC SOLUTIONS




# OUR CATALOGS




QUARRYING & MINING



ADR TRANSPORT OF DANGEROUS GOODS




AGRICULTURE



CONSTRUCTION



GOODS TRANSPORT



LIFTING & HANDLING EQUIPMENT



MARINE



PASSENGER TRANSPORT



SPECIAL VEHICLES & MACHINERY



# CONTENTS

---

BATTERY MASTER SWITCH ELECTRICAL CONTROL .....	3
BATTERY MASTER SWITCH MANUAL CONTROL .....	11
CONTROL SWITCH .....	17
SPARE PARTS .....	21

---

# QUARRYING & MINING



## BATTERY MASTER SWITCH ELECTRICAL CONTROL



**S255**

**BISTABLE**

DOUBLE POLE

4

# BATTERY MASTER SWITCH - ELECTRICAL CONTROL

## BISTABLE - DOUBLE POLE

# S255 SERIES



GLOBAL PRODUCT



### GENERAL CHARACTERISTICS



- Continuous rating 300 A
- Overload 3000 A (5 s)
- Ground Cut-off or positive Cut-off
- Master
- ADR regulation Ex ib T6 Gb - ATEX

### VERSIONS

12 V or 24 V

SOLD WITH A KIT INCLUDING:  
 - 4 protection caps  
 - 1 cable set  
 - 4 flat washers



### PRODUCT SELECTION

P/N	VOLT	AUXILIARY CIRCUIT	CONNECTION
203548	12 V	SM (NO) / D+ (NC)	2 x DIN 7-Pin connector
203550	24 V	SM (NO) / D+ (NC)	2 x DIN 7-Pin connector

On request: specific technical demand can be studied

### CONTROL SWITCHES (see «Switch and button» section)

#### CONTROL SWITCH

S701 SERIES **202528**  
 4-Pin ISO 15170 / DIN 72585

To use with:

All the S255 SERIES



#### ON-OFF SWITCH

S703 SERIES

To use with:

All the S255 SERIES





# BATTERY MASTER SWITCH - ELECTRICAL CONTROL

## BISTABLE - DOUBLE POLE

# S255 SERIES



GLOBAL PRODUCT



### KIT

Bistable battery switch

Snap action

Cabling kit: 5-Pin Connector

### VERSIONS

12 V or 24 V

KIT P/N	WITH BMS	VOLT
203147	203548	12 V
203148	203550	24 V

### CONTROL SWITCHES (see «Switch and button» section)

ON-OFF SWITCH  
S703 SERIES

To use with:

All the S250 SERIES



### ACCESSORIES (see « Spare parts» section)

#### LOCKABLE COVER

900 SERIES **202834**

#### CABLING KIT

713 SERIES **250366**  
2 x 7-Pin DIN / ISO connector (length: 3 meters)  
+ 4 black insulations caps

#### TERMINAL INSULATION CAP

900 SERIES **201010**  
Red

900 SERIES **202499**  
Black

#### TERMINAL HEIGHTENED

900 SERIES **200588**

BATTERY SWITCH  
ELECTRICAL CONTROL

BATTERY SWITCH  
MANUAL CONTROL

CONTROL SWITCH

ACCESSORIES AND  
SPARE PARTS

# QUARRYING & MINING







## BATTERY MASTER SWITCH ELECTRICAL CONTROL

### BISTABLE

#### SINGLE POLE

 300 A	<b>S250</b> .....	8
 300 A	<b>S260</b> .....	10

300 A

# BATTERY MASTER SWITCH - ELECTRICAL CONTROL

## BISTABLE - SINGLE POLE

# S250 SERIES



GLOBAL PRODUCT



### GENERAL CHARACTERISTICS

IP65

+85 °C  
-40 °C

PBT  
reinforced

1000g

M10

Continuous rating 300 A

Overload 1500 A (15 s)

Positive Cut-off

ADR regulation Ex ib T6 Gb - ATEX

Terminals: 9 mm / Silver plated

### VERSIONS

12 V or 24 V

Temporization 3 or 10 s

### PRODUCT SELECTION

MASTER							
P/N	VOLT	FINISH	AUXILIARY CIRCUIT 1		AUXILIARY CIRCUIT 2	CONNECTION	CONTROL TYPE
			TYPE	CONTINUOUS RATING			
203176	12 V	Red	Relay control output	300 mA	«Slave» control output	5-Pin & 2-Pin TYCO Superseal connectors	ON-OFF
203177	24 V	Red	Relay control output	300 mA	«Slave» control output	5-Pin & 2-Pin TYCO Superseal connectors	ON-OFF

SLAVE			
P/N	FINISH	VOLT	ELECTRICAL LOAD SWITCHING
202333	Black	24 V	No
202341	Black	12V	No

On request: specific technical demand can be studied

### CONTROL SWITCHES (see «Switch and button» section)

#### ON-OFF SWITCH

S701 SERIES **202560**  
2-Pin ISO 15170 / DIN 72585

To use with:

All the S250 SERIES



#### SNAP ACTION SWITCH

S701 SERIES **202836**

To use with:

All the S250 SERIES

300 A

# BATTERY MASTER SWITCH - ELECTRICAL CONTROL

## BISTABLE - SINGLE POLE

# S250 SERIES

GLOBAL PRODUCT

BATTERY SWITCH  
ELECTRICAL CONTROL

BATTERY SWITCH  
MANUAL CONTROL

CONTROL SWITCH

ACCESSORIES AND  
SPARE PARTS

### KIT

Bistable battery switch

Snap action

Cabling kit: 5-Pin Connector

### VERSIONS

12 V or 24 V

KIT P/N	WITH BMS	VOLT
203150	203176	12 V
203149	203177	24 V



### CONTROL SWITCHES (see «Switch and button» section)

#### SNAP ACTION SWITCH

S701 SERIES **202836**

To use with:

All the S250 SERIES



### ACCESSORIES (see « Spare parts» section)

#### CABLING KIT

713 SERIES **250350**  
5-Pin Superseal connector & wire

#### TERMINAL INSULATION CAP

900 SERIES **201010**  
Red

#### TERMINAL HEIGHTENED

900 SERIES **200588**

# S260 SERIES



GLOBAL PRODUCT



## GENERAL CHARACTERISTICS

IP65  
IPX9K
+85°C  
-40°C
PBT  
reinforced
850g
M10

- Continuous rating 300 A
- Overload 1500 A (15 s)
- Temporization 2.5 s
- Positive Cut-off
- Terminals: 6 mm / Silver plated copper

## VERSIONS

12 V or 24 V

## PRODUCT SELECTION

P/N	VOLT	TERMINALS		AUXILIARY CIRCUIT		AUXILIARY CIRCUIT 2		TEMPORIZATION	CONNECTION	CONTROL TYPE
		LENGTH	MATERIAL	TYPE	CONTINUOUS RATING	TYPE	CONTINUOUS RATING			
203039	12 V	6 mm	Silver plated copper	D+	300 mA	Status lamp	300 mA	2.5 s	7-Pin DIN type connector	ON-OFF
203040	24 V									

On request, specific technical demand can be studied

## CONTROL SWITCH (see «Switch and button» section)

### ON-OFF SWITCH

S701 SERIES 202521  
2-Pin ISO 15170 / DIN 72585



To use with:

All the S250 SERIES

## ACCESSORIES (see «Spare parts» section)

### TERMINAL INSULATION CAP

900 SERIES 201010  
Red

900 SERIES 202499  
Black

### TERMINAL HEIGHTENED

900 SERIES 200588

### CABLING KIT

713 SERIES 250352  
7-Pin DIN connector with 3m length cable

## BATTERY MASTER SWITCH MANUAL CONTROL

DOUBLE POLE



S190

12

300 A

# BATTERY MASTER SWITCH - MANUAL CONTROL

## DOUBLE POLE

# S190 SERIES



GLOBAL PRODUCT



### GENERAL CHARACTERISTICS

IP65
+85°C / -40°C
Zinc alloy
1100g
M10

- Continuous rating until 300 A
- Overload 2500 A (5 s)
- Ground cut-off or positive Cut-off
- Handle: Red thermoplastic and Fixed / 2 positions

### PRODUCT SELECTION

P/N	FINISH	CONTINUOUS RATING	OVERLOAD	TERMINALS		AUXILIARY CIRCUIT			LOCKING
				LENGTH	MATERIAL	TYPE	CONTINUOUS RATING	CONNECTION	
202496	Black	300 A	3000 A (5 s)	6 + 12 mm	Silver plated copper	Normally open	10 A	2 M6	In OFF position
203146	Yellow	300 A	2500 A (5 s)	6 + 12 mm	Silver plated copper	Normally open	10 A	2 M6	In OFF position
203167	Yellow	250 A	2500 A (5 s)	6 + 12 mm	Copper	Normally open	10 A	2 M6	In OFF position
203203	Black	250 A	2500 A (5 s)	6 + 12 mm	Copper	D+	10 A	2 M6	In OFF position

On request: specific technical demand can be studied

### ACCESSORIES (see « Spare parts» section)

#### TERMINAL INSULATION CAP



900 SERIES Red	201010
900 SERIES Black	202499

#### TERMINAL HEIGHTENED

900 SERIES	200588
------------	--------

## BATTERY MASTER SWITCH MANUAL CONTROL

### SINGLE POLE

 <b>S50</b> .....	14
 <b>S100</b> .....	15

# S50 SERIES



GLOBAL PRODUCT



## GENERAL CHARACTERISTICS

IP68

+85 C  
-40 C

Zinc alloy

500g

M10

Continuous rating until 300 A

Overload until 3000 A (5 s)

Ground cut-off or positive Cut-off

## PRODUCT SELECTION

P/N	FINISH	HANDLE		CONTINUOUS RATING	OVERLOAD	TERMINALS		LOCKING
		TYPE	COLOR AND MATERIAL			LENGTH	MATERIAL	
203115	Black	Fixed / 2 positions	Yellow thermoplastic	300 A	3000 A (5 s)	16 mm	Silver plated copper	In OFF position
203141	Yellow	Fixed / 2 positions	Red thermoplastic	250 A	2500 A (5 s)	16 mm	Silver plated copper	In OFF position
203153	Yellow	Fixed / 2 positions	Red thermoplastic	250 A	2000 A (5 s)	16 mm	Copper	In OFF position
203228	Black	Fixed / 2 positions	Red thermoplastic	300 A	3000 A (5 s)	16 mm	Silver plated copper	In OFF position

On request: specific technical demand can be studied

## ACCESSORIES (see « Spare parts» section)

### TERMINAL INSULATION CAP

900 SERIES Red **201010**

900 SERIES Black **202499**

### TERMINAL HEIGHTENED

900 SERIES **200588**



# S100 SERIES



GLOBAL PRODUCT

## GENERAL CHARACTERISTICS

IP66
+80°C  
-40°C
Zinc alloy
650g
M10

- Continuous rating until 300 A
- Overload until 3000 A (5 s)
- Ground cut-off or positive Cut-off
- Handle: Red thermoplastic and fixed /2 positions

## OPTIONS

Auxiliary circuit



## PRODUCT SELECTION

P/N	FINISH	CONTINUOUS RATING	OVERLOAD	TERMINALS		AUXILIARY CIRCUIT			LOCKING
				LENGTH	MATERIAL	TYPE	CONTINUOUS RATING	CONNECTION	
203173	Yellow	300 A	3000 A (5 s)	21 mm	Silver plated copper	Normally open	10 A	2 x 6.35	In OFF position
203174	Yellow	250 A	2500 A (5 s)	21 mm	Copper	Normally open	10 A	2 x 6.35	In OFF position
203238	Black	250 A	2500 A (5 s)	21 mm	Copper	Normally open	10 A	2 x 6.35	In OFF position
203240	Black	250 A	2500 A (5 s)	21 mm	Copper	-	-	-	In OFF position

On request: specific technical demand can be studied

## ACCESSORIES (see « Spare parts» section)

### TERMINAL INSULATION CAP

900 SERIES Red	201010
900 SERIES Black	202499

### TERMINAL HEIGHTENED

900 SERIES	200588
------------	--------

# QUARRYING & MINING



## CONTROL SWITCH ROTARY & SNAP ACTION SWITCHES



5 A

# CONTROL SWITCH ROTARY SWITCH

# S701 SERIES



GLOBAL PRODUCT



## GENERAL CHARACTERISTICS

IP65  
IPX9K

+80 °C  
-40 °C

PA6  
Glass  
reinforced

100g

Continuous rating 5 A

202590 /  
250254

To use with:

S250 203176 - 203177

S255 203171 - 203172

S260 203039 - 203040

202521 /  
202528

To use with:

S250 203147 - 203148 - 203176 - 203177

S255 203149 - 203150 - 203171 - 203172

## PRODUCT SELECTION

P/N	FINISH	TYPE	COVER	TERMINALS	CONNECTION
202521	Red and black	Double pole	Yes	Tin-plated copper	ISO 15170 / DIN 72585
202528	Red and black	Double pole inverter	Yes	Tin-plated copper	ISO 15170 / DIN 72585
202590	Red and black	Double pole inverter	No	Tin-plated copper	ISO 15170 / DIN 72585
250254	Red and black	Single pole	No	Tin-plated copper	ISO 15170 / DIN 72585

On request: specific technical demand can be studied

## ACCESSORIES (see «Spare parts» section)

### CABLING KIT

S713 SERIES  
4-Pin DIN connector

202326



# CONTROL SWITCH SNAP ACTION SWITCH

# S703 SERIES



GLOBAL PRODUCT



## GENERAL CHARACTERISTICS

- IP66
- +70°C / -25°C
- Thermo-plastic
- 150g

Continuous rating 1 A

To use with:

S250	203147 - 203148
S255	203149 - 203150

## PRODUCT SELECTION

P/N	TYPE	LOCKING
202836	Double-pole inversor	Lockable

On request: specific technical demand can be studied

## ACCESSORIES (see «Spare parts» section)

### CABLING KIT

S713 SERIES 7-Pin DIN / ISO connector	250366
--	--------

BATTERY SWITCH  
ELECTRICAL CONTROL

BATTERY SWITCH  
MANUAL CONTROL

CONTROL SWITCH

ACCESSORIES AND  
SPARE PARTS



# QUARRYING & MINING

## ACCESSORIES AND SPARE PARTS

# 900 SERIES



LOCKABLE COVER 202834

COLOR	MATERIAL
Metallic	Stainless steel

To use with:  
**S255** 203171 - 203172



# 713 SERIES



**CABLING KIT** 202326

4-Pin DIN connector

**To use with:**

- S700** 202170
- S701** 202590 - 250254
- S703** 202836
- S250** 202323



**CABLING KIT** 250350

5-Pin Superseal connector

**To use with:**

- S250** 202323



**CABLING KIT** 250352

7-Pin DIN connector

**To use with:**

- S250** 202595 - 202597 - 202637 - 202639
- S260** 202710 - 202712



**CABLING KIT** 250366

2 x 7-Pin DIN / ISO type connector  
(Length: 3 meters)  
+ 4 insulations caps

**To use with:**

- S255** 203548 - 203550

ACCESSORIES AND SPARE PARTS  
CONNECTION

# 900 SERIES



TERMINALS HEIGHTENED 200588

COLOR	MATERIAL
Metallic	Brass

To use with:  
M10 terminals



TERMINALS INSULATION CAP

P/N	COLOR	MATERIAL
201010	Red	PVC
202499	Black	PVC

To use with:  
M10 terminals



# QUARRIES MINING



Information & photos are not contractual and can be modified without advance notice. Consult VIATEMIS for latest specifications. All rights of VIATEMIS are reserved

QUARTZ WALKING

viatemis.com



YOUR EMBEDDED MECHATRONIC SOLUTIONS



125 Route de Paris . 03410 SAINT VICTOR . France  
Tél +33(0)4 70 09 70 00 . Fax +33(0)4 70 09 70 09

SAS au capital de 200 000€ . APE 4690 Z  
Siret 539 472 001 00012 . TVA FR 18 539 472 001

[www.batterymasterswitch.com](http://www.batterymasterswitch.com)



125 route de Paris  
03410 SAINT-VICTOR - France  
Tel : +33(0)4 70 08 26 00  
Tel : +33(0)4 70 08 26 20  
[contact@viatemis.com](mailto:contact@viatemis.com)